

Variant Alternative Income Fund (NICHX)

April 30, 2025



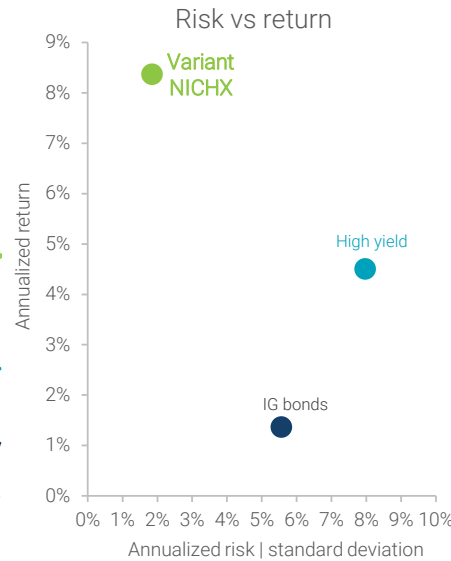
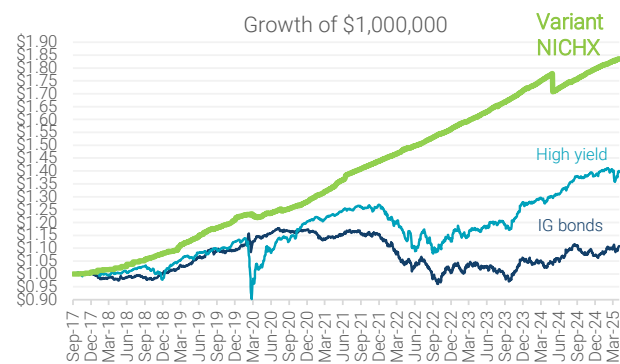
Fund summary

The Variant Alternative Income Fund offers investors efficient access to a diversified portfolio of unconventional income-generating assets. The Fund invests in niche market opportunities with strong cash flow characteristics and low correlations to public equity and bond markets. The Fund's primary objective is to provide a high level of current income. Capital appreciation will be considered a secondary objective. Variant, an innovator in alternative income investing, is led by an investment team with decades of experience investing in market niches. Interval funds provide investors such features as daily pricing, 1099 tax reporting, and quarterly liquidity with a fund-level gate of 5-25% of NAV. The interval fund structure allows investors the opportunity to access less liquid, potentially higher yielding alternative investments.

Net performance¹

as of April 30, 2025

	1 yr	3 yr	5 yr	SI ²
Variant NICHX	4.02%	7.42%	8.49%	8.36%
T-bills BBG 1-3 Mo ³	4.98%	4.37%	2.63%	2.40%
IG bonds BBG Agg ⁴	8.02%	1.95%	-0.67%	1.36%
High yield BBG HY ⁵	8.69%	6.24%	6.35%	4.50%
Equity S&P 500 ⁶	12.07%	12.13%	15.58%	12.89%



Fund terms⁷

Fund assets:	\$2,745 million
Fund structure:	Interval closed-end fund
Share class launch:	October 1, 2018
Subscriptions / NAV:	Daily
Redemptions ⁸ :	Qtrly 5% of Fund NAV
Distributions:	Quarterly
Tax reporting:	1099
Share classes:	Institutional
Ticker:	NICHX
Min. investment:	\$1,000,000 (Firm level)
Management fee ⁹ :	0.95%
Gross expense ratio:	1.72%
Net expense ratio ¹⁰ :	1.72%
Administrator:	UMB Fund Services
Counsel:	Faegre Drinker
Auditor:	Cohen & Company
Distributor:	Distribution Services, LLC

Monthly returns¹

	Jan	Feb	Mar	Apr	May	Jun	Jul	Aug	Sep	Oct	Nov	Dec	YTD
2017										0.12	0.19	0.42	0.73
2018	0.63	0.31	0.11	0.48	0.62	0.87	0.84	0.44	0.47	0.64	0.87	0.74	7.26
2019	0.48	0.59	1.98	0.82	1.05	1.07	1.35	1.07	0.52	0.76	0.64	1.24	12.22
2020	1.17	0.48	-0.50	-0.27	0.87	0.34	0.76	0.08	0.56	0.72	0.45	1.06	5.87
2021	1.10	0.94	0.92	0.90	1.59	0.96	1.72	0.72	0.65	0.72	0.72	0.72	12.29
2022	0.68	0.60	0.72	0.86	0.49	0.63	0.57	0.88	0.77	0.81	0.49	0.89	8.71
2023	0.77	0.69	0.61	0.59	0.76	0.71	0.93	0.58	0.76	0.82	0.78	1.09	9.50
2024	0.60	0.67	0.91	0.81	-3.19	0.78	0.81	0.58	0.63	0.77	0.77	0.69	4.87
2025	0.67	0.41	0.61	0.49									2.19

Past performance is not indicative of future results.

Year to date returns¹

	NICHX	BBG Agg ⁴	BBG HY ⁵	S&P 500 ⁶
Q417	0.73	0.39	0.47	6.64
2018	7.26	0.01	-2.08	-4.39
2019	12.22	8.72	14.32	31.48
2020	5.87	7.51	7.11	18.39
2021	12.29	-1.54	5.28	28.68
2022	8.71	-13.01	-11.19	-18.13
2023	9.50	5.53	13.45	26.26
2024	4.87	1.25	8.19	25.00
2025	2.19	3.19	0.98	-4.93

¹ Inception date is October 2, 2017. Returns are net total returns. Between October 2017 and September 2018, performance is quoted for the Variant Alternative Income Fund LP, the predecessor private fund that converted into the interval fund. The predecessor fund was, in all material respects, equivalent to the interval fund. The private fund track record was adjusted to reflect the interval fund's estimated expenses and expense limitations. Specifically, it reflects a management fee of 0.95% and fund expenses capped at 0.50%. The track record uses geometric returns and reflects the reinvestment of earnings. Results audited through April 30, 2024.

² "SI" reflects the annualized net return of the fund since launch in October 2017 through the as of date listed on the table.

³ "T-bills" & "BBG 1-3 Mo" refer to the Bloomberg U.S. Treasury Bills: 1-3 Months Index, which tracks the market for Treasury bills issued by the U.S. government with remaining maturities of 1 to 3 months.

⁴ "IG bonds" & "BBG Agg" refer to the Bloomberg U.S. Aggregate Index, which is a broad-based flagship benchmark that measures the investment-grade, U.S. dollar-denominated, fixed-rate taxable bond market.

⁵ "High yield" & "BBG HY" refer to the Bloomberg U.S. High Yield Index, which measures the U.S. dollar-denominated, high yield, fixed-rate corporate bond market.

⁶ "Equity" & "S&P 500" refer to the S&P 500[®] Index, which is a market-value weighted index of equity securities.

⁷ Please review the prospectus for a complete description of Fund terms, risks, charges and expenses.

⁸ **The interval fund structure allows 5%-25% of Fund NAV, however for the foreseeable future, Variant plans to offer 5% of Fund NAV for redemptions on a quarterly basis. Shares are an illiquid investment. You should generally not expect to be able to sell your Shares (other than through the repurchase process), regardless of how the Fund performs. Although the Fund is required to implement a Share repurchase program only a limited number of Shares will be eligible for repurchase by the Fund.**

⁹ "Management fee" reflects the contractual rate paid on the average daily managed assets of the Fund on an annual basis, payable monthly in arrears and determined as of month end. Use of Fund leverage will increase the actual Management fee paid to the Investment Manager.

¹⁰ The Expense Limitation and Reimbursement Agreement is in effect until October 31, 2025 and will automatically renew for consecutive one-year terms thereafter.

Please note: The referenced indices are shown for general market comparisons. Investors cannot directly invest in an index and unmanaged index returns do not reflect any fees, expenses or transaction costs. Reference indices are provided for illustrative purposes only. There are no known published benchmarks or indices comparable to the investment strategies of the Fund.

About Variant Investments

Variant is a \$2.9 billion private credit asset manager, focusing on niche asset-based lending transactions. Investment activity has a global reach and is centered in the lender finance market. Variant manages three alternative income funds (interval and tender offer), one of which has a dedicated impact mandate.

Contact us

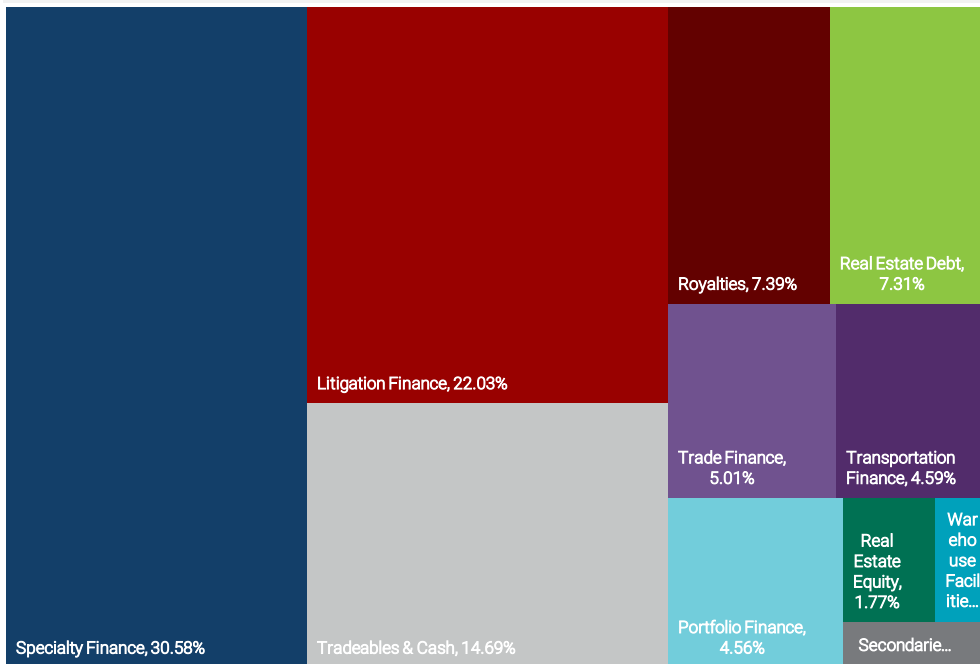
ir@variantinvestments.com
503.563.0700
10200 SW Greenburg Road
Suite 760
Portland, OR 97223
www.variantinvestments.com

Portfolio allocations as of April 30, 2025

# of asset classes ¹¹	# of strategies	Largest strategy	Commitments < than 1 yr ¹²	Direct investments ¹³	Leverage ¹⁵
11	95	5.5%	39%	80%	4.77%

1 yr total return ¹	5 yr total return ¹	1 yr distribution rate ¹⁴
4.02%	8.49%	9.75%

Asset class¹¹



Asset class definitions¹¹

Litigation finance: Senior loans or advances to law firms and individuals backed by the receivables from litigation claims

Portfolio finance: Bespoke financing solutions to private funds secured by a diversified portfolio of fund assets

Real estate debt: Privately-negotiated limited-term bridge loans secured by commercial properties, including senior living, multi-family and office

Royalties: Financing future royalty streams in both music (song and performance recordings) and commodities (oil and gas).

Secondaries in private credit: Acquisition of pre-existing investor commitments to private credit funds where the underlying assets are purchased at a discount to NAV

Specialized real estate equity: Equity opportunities with strong cash flows in niche real estate sectors, including self-storage and specialized care facilities

Specialty finance: Senior credit facilities provided to other lenders and originators of risk assets, secured by diversified pools of their origination

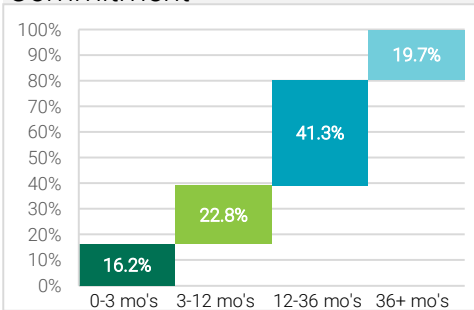
Trade finance: Financing the acquisition and transportation of goods from buyer to end seller

Tradeable securities & cash: Public securities held for liquidity management purposes, including MLPs, BDCs and preferred stocks

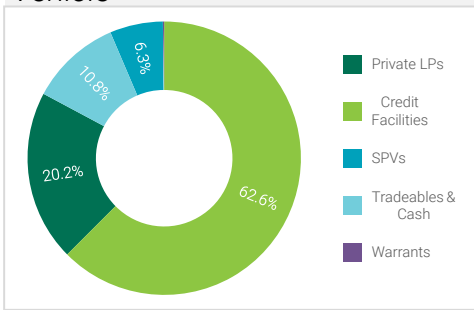
Transportation finance: Equity and debt investments in aviation, shipping, rail, containers and other transportation sectors

Warehouse facilities: Short-term financing provided to an originator pending distribution to end investors

Commitment¹²



Vehicle¹³



¹¹ Asset classes listed are the primary areas of investment for the Fund, as described in the "Investment Objective and Strategies" section of the prospectus. Each of the Underlying Funds has its own investment risks, and those risks can affect the value of the Underlying Funds' shares and therefore the value of the Fund's investments. Asset class allocations shown gross of leverage.

¹² Commitment is the length of time until a majority of invested principal is expected to be returned or be available for liquidation. In the chart, "mo's" is used as an abbreviation for months. Commitment length allocations shown gross of leverage.

¹³ Vehicle describes the legal structure of the investment. "Direct investments" are the sum of securities & cash, credit facilities and SPVs. "SPVs" refers to special purpose vehicles. Vehicle allocations shown gross of leverage.

¹⁴ 1 yr distribution rate sums the quarterly distribution rates over the prior four quarters. The distribution rate is the amount of a Fund's distribution divided by the Fund's prior day market price. The distribution includes a combination of ordinary dividends, capital gain, and return of investor capital and has the potential to change during any given tax year. Please refer to the 19a-1 Notice, which can be located on the Fund's website, regarding the composition of distributions, including return of capital. Final determination of a distribution's tax character will be made on Form 1099 DIV.

¹⁵ Leverage reflects the amount of borrowings by the Fund as a percent of Fund AUM.

The Variant Alternative Income Fund is a continuously-offered, non-diversified, registered closed-end fund with limited liquidity. There is no guarantee the Fund will achieve its objective. An investment in the Fund should only be made by investors who understand the risks involved, who are able to withstand the loss of the entire amount invested and who can bear the risks associated with the limited liquidity of Shares.

Important Risks: Shares are an illiquid investment. You should generally not expect to be able to sell your Shares (other than through the repurchase process), regardless of how the Fund performs. Although the Fund is required to implement a Share repurchase program only a limited number of Shares will be eligible for repurchase by the Fund.

An investment in the Fund is speculative, involves substantial risks, including the risk that the entire amount invested may be lost, and should not constitute a complete investment program. The Fund may leverage its investments by borrowing, use of swap agreements, options or other derivative instruments. The Fund is a non-diversified management investment company, meaning it may be more susceptible to any single economic or regulatory occurrence than a diversified investment company. In addition, the fund is subject to investment related risks of the underlying funds, general economic and market condition risk.

Alternative investments provide limited liquidity and include, among other things, the risks inherent in investing in securities, futures, commodities and derivatives, using leverage and engaging in short sales. The Fund's investment performance depends, at least in part, on how its assets are allocated and reallocated among asset classes and strategies. Such allocation could result in the Fund holding asset classes or investments that perform poorly or underperform. Investments and investment transactions are subject to various counterparty risks. The counterparties to transactions in over-the-counter or "inter-dealer" markets are typically subject to lesser credit evaluation and regulatory oversight compared to members of "exchange-based" markets. This may increase the risk that a counterparty will not settle a transaction because of a credit or liquidity problem, thus causing the Fund to suffer losses. The Fund and its service providers may be prone to operational and information security risks resulting from breaches in cyber security. A breach in cyber security refers to both intentional and unintentional events that may cause the Fund to lose proprietary information, suffer data corruption, or lose operational capacity.

BEFORE INVESTING YOU SHOULD CAREFULLY CONSIDER THE FUND'S INVESTMENT OBJECTIVES, RISKS, CHARGES AND EXPENSES. THIS AND OTHER INFORMATION IS IN THE PROSPECTUS, A COPY OF WHICH MAY BE OBTAINED FROM (877) 770-7717 OR WWW.VARIANTINVESTMENTS.COM. PLEASE READ THE PROSPECTUS CAREFULLY BEFORE YOU INVEST.

The Fund is distributed by Distribution Services, LLC. Variant Investments, LLC (the "Investment Manager") serves as the investment manager of the Fund. Distribution Services, LLC and the Investment Manager are unaffiliated.